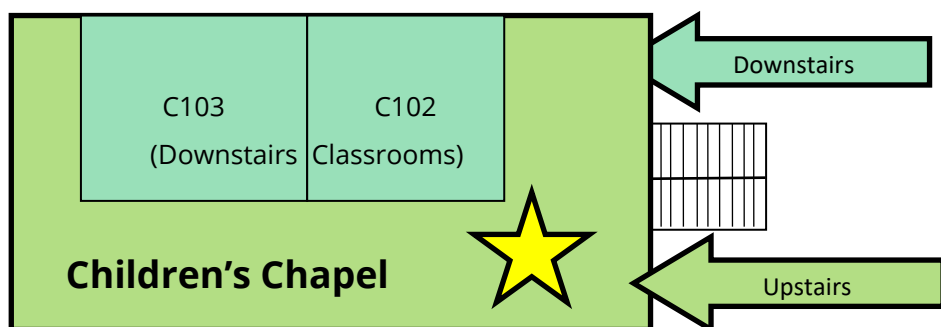




# WHERE DO I TAKE MY KIDS?



## D Building (Little Red House)



### Check-in is as easy as 1-2-3!

#### 1) Visit a check-in station

There are two check-in stations on campus (noted with a star on the map). All children can be checked in at *either* station.

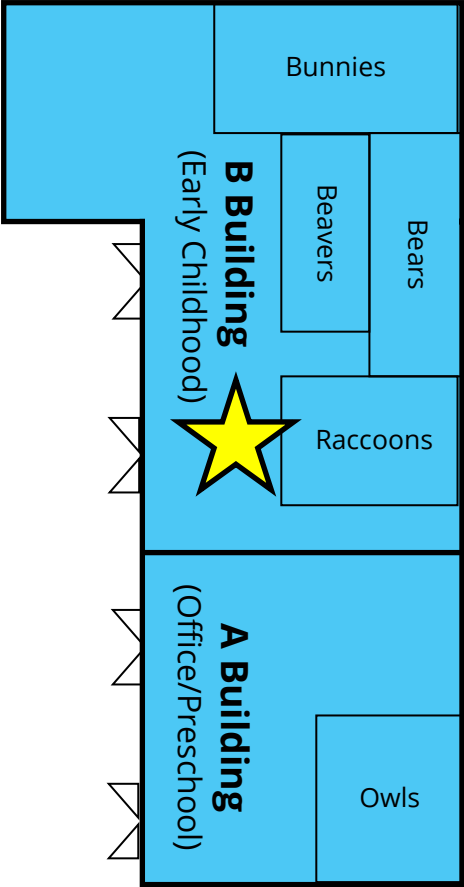
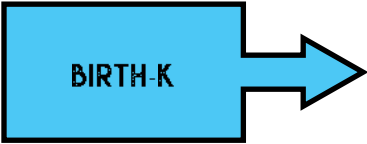
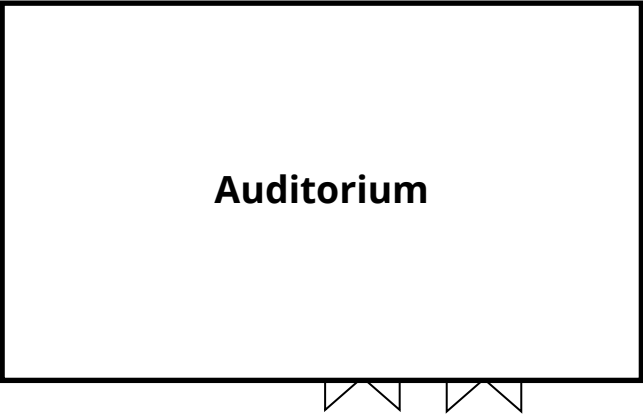
#### 2) Fill out yellow form and receive name tags

Fill out a new family info form. A host at the check-in station will enter your children as a guest. They'll receive a name tag and you'll receive a security tag to use at pickup.

#### 3) Take them to class

Our classrooms are organized by age. The host will direct you to the appropriate classrooms where you'll get to meet their teacher.

**At your next visit**, you will be able to self check-in at the station and check in your child(ren) by entering your cell phone number and following the prompts.



# MIDWEEK CHILDREN & STUDENT OPPORTUNITIES



**Elementary Discovery Club**  
meets Tuesdays from 6:30-8:15pm.



**Middle School - Illumin8**  
meets Wednesdays from 6:30-8:30pm.



**High School - Fire**  
meets Wednesdays from 6:30-8:30pm.



**SMOKEY POINT**  
COMMUNITY CHURCH

17721 Smokey Point Blvd | PO Box 3247 | Arlington, WA 98223  
spcc.tv | 360.659.2844